



Rural Foundation Nandurbar Sanchalit Ph.No.- (02567)252820

# SENIOR SCIENCE COLLEGE, AKKALKUWA,

Tal. Akkalkuwa Dist. Nandurbar - 425415

Email- [rfnsseniorscienceakk@gmail.com](mailto:rfnsseniorscienceakk@gmail.com)

Affiliated to Kavayitri Bahinabai Chaudhari North Maharashtra University, Jalgoan

REF No.

Date-

## Declaration

This is to be declared that, reports of the supporting documents and data, etc., submitted in this file is verified and is correct as per the records. This declaration is for the purpose of NAAC accreditation of HEI for 2<sup>nd</sup> Cycle period 2018-19 to 2022-23.



Principal

Rural Foundation Nandurbar Sanchalit  
Senior Science College  
Akkalkuwa, Dist. Nandurbar

## **Evaluation Process to measure Attainment of COs, PSOs and POs**

### **Evaluation of Attainment of Course Outcomes (COs)**

Overall attainment of the COs is evaluated by the respective department. The method of evaluation of the COs is as follows.

1. Overall attainment of COs is measured directly in terms of performance of students in semester end examination conducted by the university.
2. After the declaration of university examination results, every department prepares programme wise and course wise result analysis report.
3. As per the pre-defined benchmarks, departments evaluate overall attainment level for all COs for each course. For example;
  - a. if, for a given course, 50% of enrolled students have scored  $\geq 50$  % marks in final examination then overall attainment level of COs is said to be LEVEL-1 (lowest level rated with weight 1).
  - b. if, for a given course, 60% of enrolled students have scored  $\geq 50$  % marks in final examination then overall attainment level of COs is said to be LEVEL-2 (with weight 2)
  - c. if, for a given course, 70% of enrolled students have scored  $\geq 50$  % marks in final examination then overall attainment level of COs is said to be LEVEL-3 (highest level with weight 3).

### **Evaluation of Attainment of Programme Specific Outcomes (PSOs)**

Overall attainment of PSOs of a given programme is evaluated on the basis of attainment of the respective PSOs at department level. The departments evaluate attainment of PSOs on the basis of “Level of Attainment” of all corresponding COs and the overall performance of students in class tests, seminars, quizzes, home assignments, project assignments, semester end common test and students’ feedback on teaching, learning & evaluation.

### **Evaluation of Programme Outcomes (POs) Attainment**

The POs are the qualities that a graduates must have acquired at the time of completion of their programme. Thus, at the end of each program, evaluation of attainment of POs is done from the COs and PSOs attainment of all subjects. Other key parameters considered for evaluation of attainment of POs are percentage of students due for degree, percentage of merits in university merit list, other achievements of the students and students’ feedback.

### **Review on attainment of COs, PSOs and POs**

Quantitative reports on overall attainment of COs and PSOs of all programmes are collected by IQAC so as to prepare attainment of corresponding Pos

Result analysis of semester end university examinations is discussed in Council of Heads, Staff Council and College Development Committee meetings. According to suggestions of authorities of the said committees IQAC initiated the action for further improvement

## Year 2018-19

### Evaluation Report about Attainment of Course Outcomes (Cos) and programme Outcomes (Pos)

1. The department evaluates attainment of Cos by direct assessment and PSOs by indirect assessment of student's performance.
2. Direct assessment includes semester and examination conducted by the university
3. Indirect assessment includes class tests mid semester examination, assignment, project assignment laboratory assignment viva voce and students feedback
4. The degree of attainment of CO/Pos are expressed in terms of attainment.

The benchmarks defined for measurement of attainment levels are

Level of Attainment (LOA) of Cos	Benchmark for attainment
LOA-1	50% of enrolled students have scored $\geq 50\%$ marks in final Examination
LOA-2	60% of enrolled students have scored $\geq 50\%$ marks in final Examination
LOA-3	70% of enrolled students have scored $\geq 50\%$ marks in final Examination

### Programme Name: B Sc

### Course Name: B Sc SEM-I Chemistry

#### Result Analysis of Semester End Examination

A- No. of Students those who have scored  $\geq 75\%$  marks

B- No. of Students those who have scored  $\geq 60\%$  marks but  $< 75\%$  marks

C- No. of Students those who have scored  $\geq 50\%$  marks but  $< 60\%$  marks

Paper	Appear	Pass	Percentage	A	B	C	D	E
I	65	50	76.92	30	7	13	-	-
II	65	50	76.92	29	11	10	-	-
Total	130	100	76.92	59	18	23	-	-

$$A+B+C=59+18+23=100$$

Therefore % of students those have scored  $\geq 50\%$  in final examination is  
 $= 100 \times 100 / 130 = 76.92\%$

**Course Name: B Sc SEM-II Chemistry****Result Analysis of Semester End Examination**

A-No. of Students those who have scored  $\geq 75\%$  marks

B- No. of Students those who have scored  $\geq 60\%$  marks but  $< 75\%$  marks

C- No. of Students those who have scored  $\geq 50\%$  marks but  $< 60\%$  marks

Paper	Appear	Pass	Percentage	A	B	C	D	E
I	65	60	92.30	36	10	14		-
II	65	59	90.76	12	21	26		-
Total	130	119	91.53	48	31	40		-

$$A+B+C=48+31+40=119$$

Therefore % of students those have scored  $\geq 50\%$  in final examination is =  
 $119 \times 100 / 130 = 91.53\%$

**Course Name: B Sc SEM-III Chemistry****Result Analysis of Semester End Examination**

A-No. of Students those who have scored  $\geq 75\%$  marks

B-No. of Students those who have scored  $\geq 60\%$  marks but  $< 75\%$  marks

C-No. of Students those who have scored  $\geq 50\%$  marks but  $< 60\%$  marks

Paper	Appear	Pass	Percentage	A	B	C	D	E
I	41	32	78.04	21	5	6	-	-
II	41	35	85.36	18	13	4	-	-
Total	82	67	81.7	39	18	10	-	-

$$A+B+C=39+18+10=67$$

Therefore % of students those have scored  $\geq 50\%$  in final examination is =  
 $67 \times 100 / 82 = 81.7\%$

**Course Name: B Sc SEM-IV Chemistry****Result Analysis of Semester End Examination**

A-No. of Students those who have scored  $\geq 75\%$  marks

B-No. of Students those who have scored  $\geq 60\%$  marks but  $< 75\%$  marks

C-No. of Students those who have scored  $\geq 50\%$  marks but  $< 60\%$  marks

Paper	Appear	Pass	Percentage	A	B	C	D	E
I	41	36	87.80	30	3	3	-	-
II	41	39	95.12	29	4	6	-	-
Total	82	75	91.46	59	7	9	-	-

$$A+B+C= 59+7+9=75$$

Therefore % of students those have scored  $\geq 50\%$  in final examination is =  
 $75 \times 100 / 82 = 91.46\%$

**Course Name: B Sc SEM-V Chemistry****Result Analysis of Semester End Examination**

A-No. of Students those who have scored  $\geq 75\%$  marks

B-No. of Students those who have scored  $\geq 60\%$  marks but  $< 75\%$  marks

C-No. of Students those who have scored  $\geq 50\%$  marks but  $< 60\%$  marks

Paper	Appear	Pass	Percentage	A	B	C	D	E
I	27	20	74.07	6	6	8	-	-
II	27	16	59.25	8	4	4	-	-
III	27	16	59.25	6	8	2	-	-
IV	27	13	48.14	5	3	5	-	-
V	27	18	66.66	6	8	4	-	-
VI	27	12	44.44	6	2	4	-	-
Total	162	95	58.64	37	31	27	-	-

$$A+B+C= 37+31+27=95$$

Therefore % of students those have scored  $\geq 50\%$  in final examination is  
 $= 95 \times 100 / 162 = \mathbf{58.64\%}$

**Course Name: B Sc SEM-VI Chemistry****Result Analysis of Semester End Examination**

A-No. of Students those who have scored  $\geq 75\%$  marks

B-No. of Students those who have scored  $\geq 60\%$  marks but  $< 75\%$  marks

C-No. of Students those who have scored  $\geq 50\%$  marks but  $< 60\%$  marks

Paper	Appear	Pass	Percentage	A	B	C	D	E
I	27	15	55.55	8	2	5	-	-
II	27	16	59.25	8	3	5	-	-
III	27	18	66.66	12	3	3	-	-
IV	27	20	74.07	11	5	4	-	-
V	27	18	66.66	7	8	3	-	-
VI	27	14	51.85	6	2	6	-	-
Total	162	101	62.34	52	23	26	-	-

$$A+B+C= 45+23+26=101$$

Therefore % of students those have scored  $\geq 50\%$  in final examination is  
 $= 101 \times 100 / 162 = \mathbf{62.34\%}$

### Attainment table for the Academic Session 2019-20

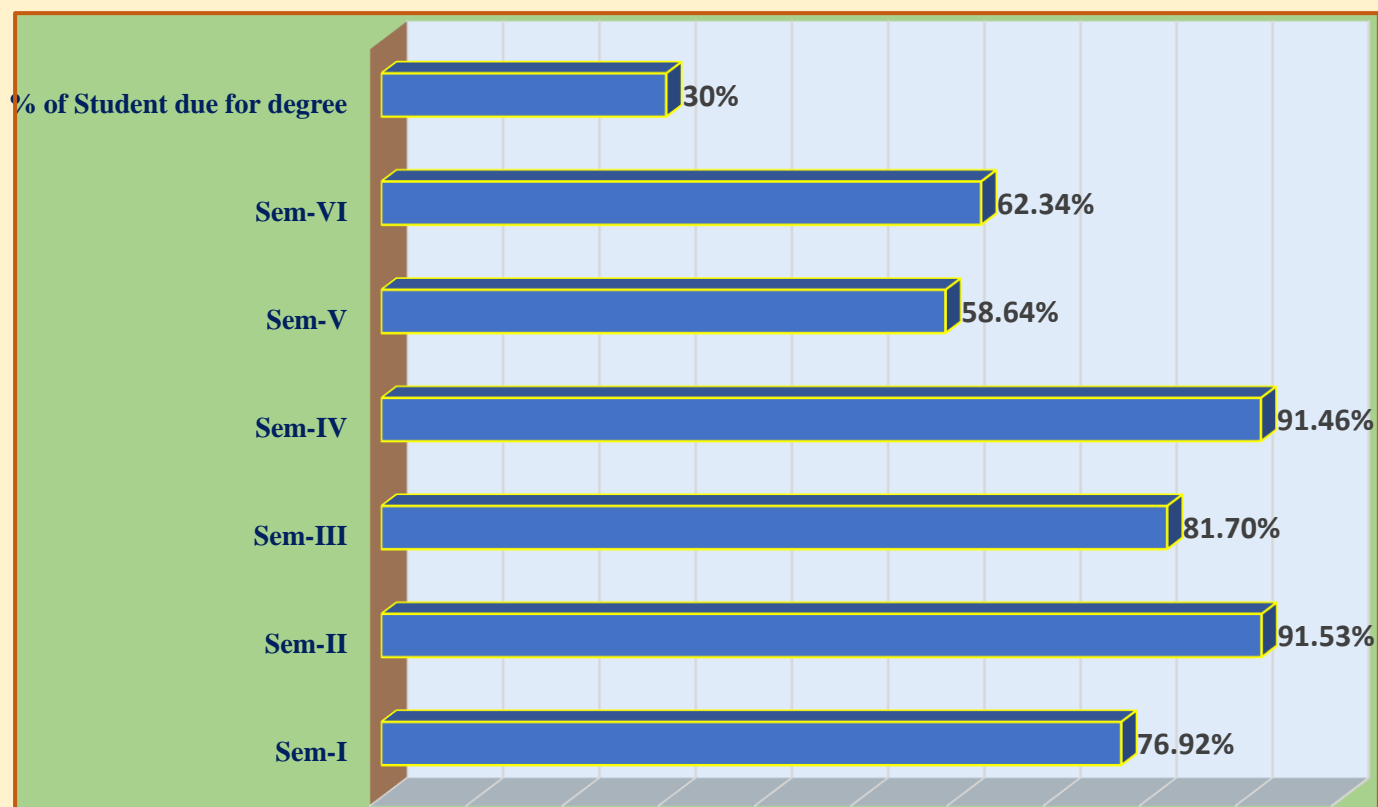
Subject	Course	% of enrolled students those have scored $\geq 50\%$ marks in the final examination(A+B+C) $\times 100$ / Appeared students	Cos Attainment Level as per benchmarks
BSc Chemistry	Sem-I	76.92	Level 3
	Sem-II	91.53	Level 3
	Sem-III	81.7	Level 3
	Sem-IV	91.46	Level 3
	Sem-V	58.64	Level 1
	Sem-VI	62.34	Level 2



*Patil*  
**Head**  
Department of Chemistry  
RFNS, Senior Science College,  
Akkalkuwa Dist-Nandurbar

**Evaluation of Attainment of COs, PSOs and POs Through result Analysis  
(2018-19)**

**Department of Chemistry  
Result Analysis (2018-19)**



*Patil*  
**Head**  
Department of Chemistry  
RFNS, Senior Science College.  
Akkalkuwa Dist-Nandurbar

## Botany Department

### Evaluation Report about Attainment of Course Outcomes (Cos) and programme Outcomes (Pos)

1. The department evaluates attainment of Cos by direct assessment and PSOs by indirect assessment of student's performance.
2. Direct assessment includes semester and examination conducted by the university
3. Indirect assessment includes class tests mid semester examination, assignment, project assignment laboratory assignment viva voce and students feedback
4. The degree of attainment of CO/Pos are expressed in terms of attainment.

The benchmarks defined for measurement of attainment levels are

Level of Attainment (LOA) of Cos	Benchmark for attainment
LOA-1	50% of enrolled students have scored $\geq 50\%$ marks in final Examination
LOA-2	60% of enrolled students have scored $\geq 50\%$ marks in final Examination
LOA-3	70% of enrolled students have scored $\geq 50\%$ marks in final Examination

### Course Name Botany SEM-I

#### Result Analysis of Semester End Examination

A-No. of Students those who have scored  $\geq 75\%$  marks

B-No. of Students those who have scored  $\geq 60\%$  marks but  $< 75\%$  marks

C-No. of Students those who have scored  $\geq 50\%$  marks but  $< 60\%$  marks

Paper	Appear	Pass	Percentage	A	B	C	D	E
I	65	60	92.30	35	16	9	-	-
II	65	60	92.30	23	23	14	-	-
Total	130	120	92.30	58	39	23	-	-

$$A+B+C= 58+39+23=120$$

Therefore % of students those have scored  $\geq 50\%$  in final examination is  $= 120 \times 100 / 130 = \mathbf{92.30\%}$

### Course Name Botany SEM- II

#### Result Analysis of Semester End Examination

A-No. of Students those who have scored  $\geq 75\%$  marks

B-No. of Students those who have scored  $\geq 60\%$  marks but  $< 75\%$  marks



C-No. of Students those who have scored  $\geq 50\%$  marks but  $< 60\%$  marks

Paper	Appear	Pass	Percentage	A	B	C	D	E
I	65	62	95.38	5	6	39	-	-
II	65	63	96.92	12	23	28	-	-
Total	130	125	96.15	17	29	67	-	-

$$A+B+C=17+29+67=125$$

Therefore % of students those have scored  $\geq 50\%$  in final examination is =  
 $125 \times 100 / 130 = 96.15\%$

### **Course Name Botany SEM-III**

#### **Result Analysis of Semester End Examination**

A-No. of Students those who have scored  $\geq 75\%$  marks

B-No. of Students those who have scored  $\geq 60\%$  marks but  $< 75\%$  marks

C-No. of Students those who have scored  $\geq 50\%$  marks but  $< 60\%$  marks

Paper	Appear	Pass	Percentage	A	B	C	D	E
I	39	31	79.48	15	6	10	-	-
II	39	34	87.17	11	23	-	-	-
Total	78	65	83.32	26	29	10	-	-

$$A+B+C=26+29+10=65$$

Therefore % of students those have scored  $\geq 50\%$  in final examination is =  
 $65 \times 100 / 78 = 83.32\%$

### **Course Name Botany SEM-IV**

#### **Result Analysis of Semester End Examination**

A-No. of Students those who have scored  $\geq 75\%$  marks

B-No. of Students those who have scored  $\geq 60\%$  marks but  $< 75\%$  marks

C-No. of Students those who have scored  $\geq 50\%$  marks but  $< 60\%$  marks

Paper	Appear	Pass	Percentage	A	B	C	D	E
I	39	33	84.61	27	3	3	-	-
II	39	36	92.30	21	8	7	-	-
Total	78	69	88.45	48	11	10	-	-


$$A+B+C=48+11+10=69$$

Therefore % of students those have scored  $\geq 50\%$  in final examination is =  
 $69 \times 100 / 78 = 88.45\%$

### Attainment table for the Academic Session 2018-19

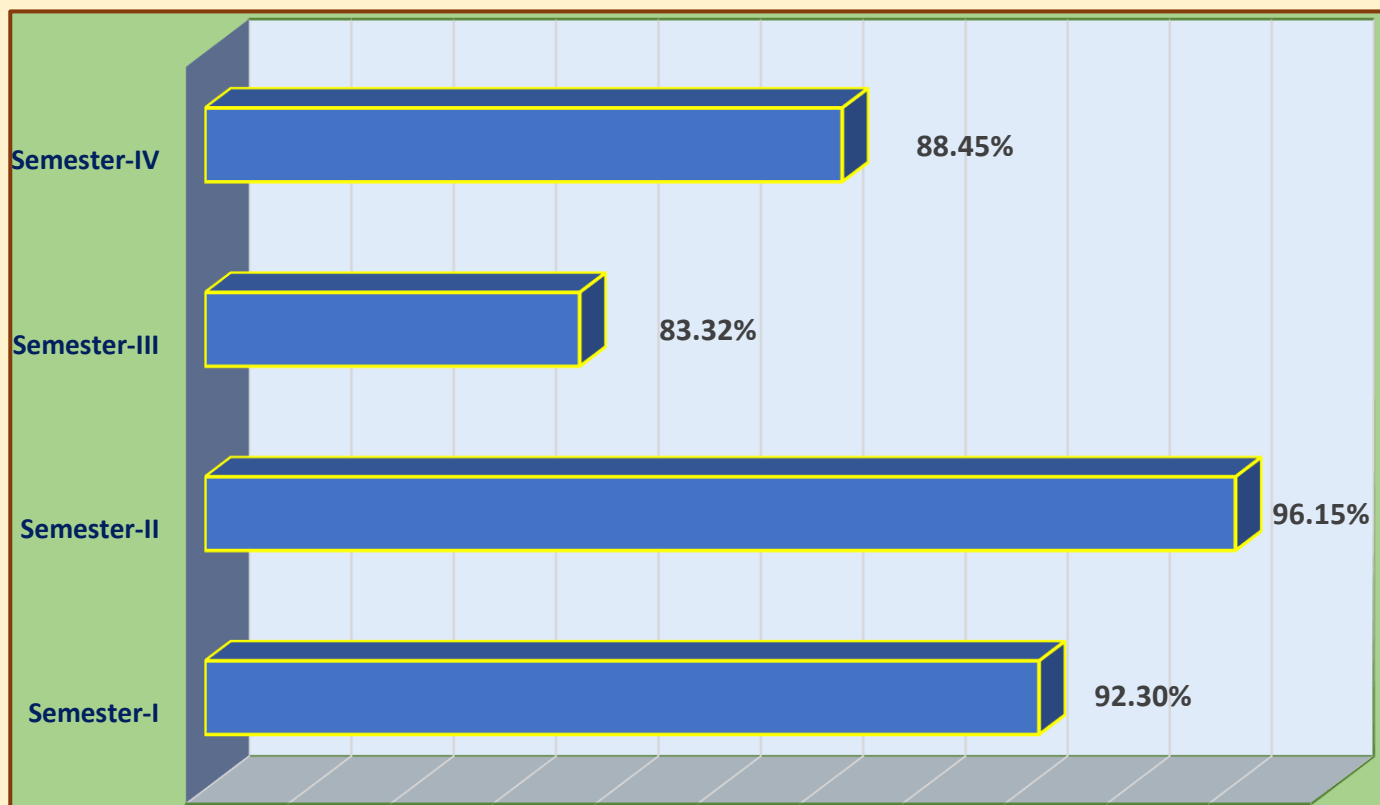
Subject	Course	% of enrolled students those have scored $\geq 50\%$ marks in the final examination(A+B+C) $\times$ 100/ Appeared students	Cos Attainment Level as per benchmarks
BSc Botany	Sem-I	92.30	Level 3
	Sem-II	96.15	Level 3
	Sem-III	83.32	Level 3
	Sem-IV	88.45	Level 3



  
**Dr. Vinod R. Jogdand**  
 Head, Department of Botany  
 RFNS, Senior Science College  
 Akkalkuwa Dist. Nandurbar

**Evaluation of Attainment of COs, PSOs and POs Through result Analysis  
(2018-19)**

**Department of Botany  
Result Analysis (2018-19)**



  
**Dr. Vinod R. Jogdand**  
Head, Department of Botany  
RFNS, Senior Science College  
Akkalkuwa, Dist. Nandurbar

## Zoology Department

### Evaluation Report about Attainment of Course Outcomes (Cos) and programme Outcomes (Pos)

1. The department evaluates attainment of Cos by direct assessment and PSOs by indirect assessment of student's performance.
2. Direct assessment includes semester and examination conducted by the university
3. Indirect assessment includes class tests mid semester examination, assignment, project assignment laboratory assignment viva voce and students feedback
4. The degree of attainment of CO/Pos are expressed in terms of attainment.

The benchmarks defined for measurement of attainment levels are

Level of Attainment (LOA) of Cos	Benchmark for attainment
LOA-1	50% of enrolled students have scored $\geq 50\%$ marks in final Examination
LOA-2	60% of enrolled students have scored $\geq 50\%$ marks in final Examination
LOA-3	70% of enrolled students have scored $\geq 50\%$ marks in final Examination

### Course Name Zoology SEM-I

#### Result Analysis of Semester End Examination

A-No. of Students those who have scored  $\geq 75\%$  marks

B-No. of Students those who have scored  $\geq 60\%$  marks but  $< 75\%$  marks

C-No. of Students those who have scored  $\geq 50\%$  marks but  $< 60\%$  marks

Paper	Appear	Pass	Percentage	A	B	C	D	E
I	65	58	89.23	45	5	8	-	-
II	65	54	83.07	46	2	6	-	-
Total	130	112	86.15	91	7	14	-	-

$$A+B+C= 91+7+14=112$$

Therefore % of students those have scored  $\geq 50\%$  in final examination is  
 $= 112 \times 100 / 130 = \mathbf{86.15\%}$

**Course Name Zoology SEM-II****Result Analysis of Semester End Examination**

A-No. of Students those who have scored  $\geq 75\%$  marks

B-No. of Students those who have scored  $\geq 60\%$  marks but  $< 75\%$  marks

C-No. of Students those who have scored  $\geq 50\%$  marks but  $< 60\%$  marks

Paper	Appear	Pass	Percentage	A	B	C	D	E
I	65	61	93.84	45	9	7	-	-
II	65	61	93.84	39	13	9	-	-
Total	130	122	93.84	84	22	16	-	-

$$A+B+C= 84+22+16=122$$

Therefore % of students those have scored  $\geq 50\%$  in final examination is  $= 122 \times 100 / 130 = \mathbf{93.84\%}$

**Course Name Zoology SEM-III****Result Analysis of Semester End Examination**

A-No. of Students those who have scored  $\geq 75\%$  marks

B-No. of Students those who have scored  $\geq 60\%$  marks but  $< 75\%$  marks

C-No. of Students those who have scored  $\geq 50\%$  marks but  $< 60\%$  marks

Paper	Appear	Pass	Percentage	A	B	C	D	E
I	28	23	82.14	16	7	-	-	-
II	28	21	75	15	6	-	-	-
Total	56	44	78.57	31	13	-	-	-

$$A+B+C= 31+13+0=44$$

Therefore % of students those have scored  $\geq 50\%$  in final examination is  $= 44 \times 100 / 56 = \mathbf{78.57\%}$

## Course Name Zoology SEM-IV

### Result Analysis of Semester End Examination

A-No. of Students those who have scored  $\geq 75\%$  marks

B-No. of Students those who have scored  $\geq 60\%$  marks but  $< 75\%$  marks

C-No. of Students those who have scored  $\geq 50\%$  marks but  $< 60\%$  marks

Paper	Appear	Pass	Percentage	A	B	C	D	E
I	28	26	92.85	20	6	-	-	-
II	28	24	85.71	18	6	-	-	-
Total	56	50	89.28	38	12	-	-	-


$$A+B+C=38+12+0=50$$

Therefore % of students those have scored  $\geq 50\%$  in final examination is  $= 50 \times 100 / 56 = 89.28\%$

### Attainment table for the Academic Session 2018-19

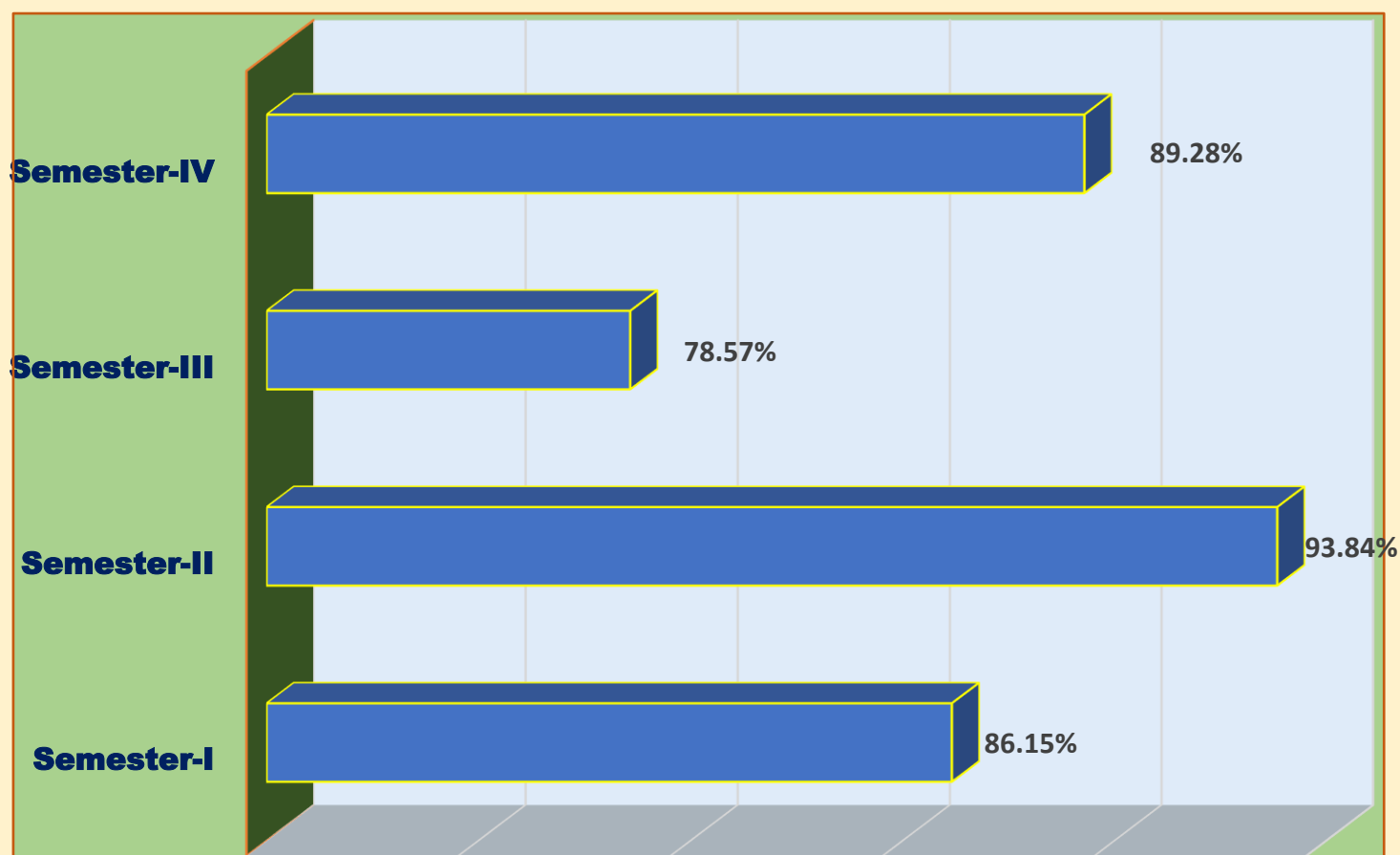
Subject	Course	% of enrolled students those have scored $\geq 50\%$ marks in the final examination $(A+B+C) \times 100 / \text{Appeared students}$	Cos Attainment Level as per benchmarks
BSc Zoology	Sem-I	86.15	Level 3
	Sem-II	93.84	Level 3
	Sem-III	78.57	Level 3
	Sem-IV	89.28	Level 3




  
Dr. M Zuber Shaikh  
Head, Department of Zoology  
RFNS, Senior Science College,  
Akkalkuwa, Dist. Nandurbar (M.S.)

**Evaluation of Attainment of COs, PSOs and POs Through result Analysis  
(2018-19)**

**Department of Zoology  
Result Analysis (2018-19)**



  
**Dr. M Zuber Shalkh**  
Head, Department of Zoology  
RFNS, Senior Science College,  
Akkalkuwa, Dist. Nandurbar (M.S.)

## Geography Department

### Evaluation Report about Attainment of Course Outcomes (Cos) and programme Outcomes (Pos)

1. The department evaluates attainment of Cos by direct assessment and PSOs by indirect assessment of student's performance.
2. Direct assessment includes semester and examination conducted by the university
3. Indirect assessment includes class tests mid semester examination, assignment, project assignment laboratory assignment viva voce and students feedback
4. The degree of attainment of CO/Pos are expressed in terms of attainment.

The benchmarks defined for measurement of attainment levels are

Level of Attainment (LOA) of Cos	Benchmark for attainment
LOA-1	50% of enrolled students have scored $\geq 50\%$ marks in final Examination
LOA-2	60% of enrolled students have scored $\geq 50\%$ marks in final Examination
LOA-3	70% of enrolled students have scored $\geq 50\%$ marks in final Examination

### Course Name Geography SEM-I

#### Result Analysis of Semester End Examination

A-No. of Students those who have scored  $\geq 75\%$  marks

B-No. of Students those who have scored  $\geq 60\%$  marks but  $< 75\%$  marks

C-No. of Students those who have scored  $\geq 50\%$  marks but  $< 60\%$  marks

Paper	Appear	Pass	Percentage	A	B	C	D	E
I	65	59	90.76	45	7	7	-	-
II	65	58	89.23	41	11	6	-	-
Total	130	117	90	86	18	13	-	-

$$A+B+C= 86+18+13=117$$

Therefore % of students those have scored  $\geq 50\%$  in final examination is =  
 $117 \times 100 / 130 = 90\%$



**Course Name Geography SEM-II****Result Analysis of Semester End Examination**

A-No. of Students those who have scored  $\geq 75\%$  marks

B-No. of Students those who have scored  $\geq 60\%$  marks but  $< 75\%$  marks

C-No. of Students those who have scored  $\geq 50\%$  marks but  $< 60\%$  marks

Paper	Appear	Pass	Percentage	A	B	C	D	E
I	65	64	98.46	50	8	6	-	-
II	65	61	93.84	48	9	4	-	-
Total	130	125	96.15	98	17	10	-	-

$$A+B+C= 98+17+10$$

Therefore % of students those have scored  $\geq 50\%$  in final examination is =  
 $125 \times 100 / 130 = \mathbf{96.15\%}$

**Course Name Geography SEM-III****Result Analysis of Semester End Examination**

A-No. of Students those who have scored  $\geq 75\%$  marks

B-No. of Students those who have scored  $\geq 60\%$  marks but  $< 75\%$  marks

C-No. of Students those who have scored  $\geq 50\%$  marks but  $< 60\%$  marks

Paper	Appear	Pass	Percentage	A	B	C	D	E
I	11	10	90.90	9	1	-	-	-
II	11	9	81.81	6	3	-	-	-
Total	22	19	86.36	15	4	-	-	-

$$A+B+C= 15+4+0=19$$

Therefore % of students those have scored  $\geq 50\%$  in final examination is  
 $= 19 \times 100 / 22 = \mathbf{86.36\%}$

**Course Name Geography SEM-IV****Result Analysis of Semester End Examination**

A-No. of Students those who have scored  $\geq 75\%$  marks

B-No. of Students those who have scored  $\geq 60\%$  marks but  $< 75\%$  marks

C-No. of Students those who have scored  $\geq 50\%$  marks but  $< 60\%$  marks

Paper	Appear	Pass	Percentage	A	B	C	D	E
I	11	10	90.90	9	1		-	-
II	11	10	90.90	8	2		-	-
Total	22	20	90.90	17	3		-	-


$$A+B+C=17+3+0=20$$

Therefore % of students those have scored  $\geq 50\%$  in final examination is =  
 $20 \times 100 / 22 = 90.90\%$

### Attainment table for the Academic Session 2018-19

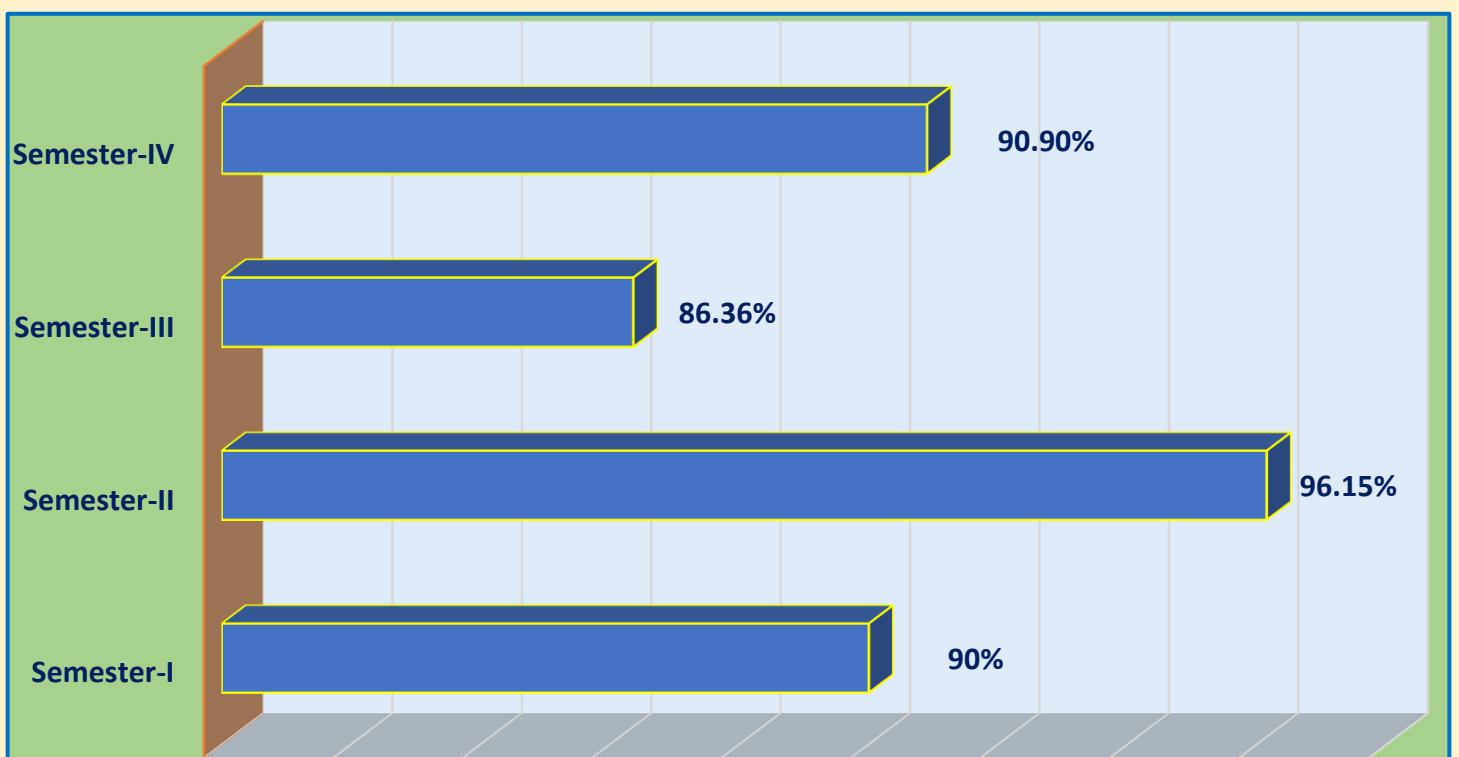
Subject	Course	% of enrolled students those have scored $\geq 50\%$ marks in the final examination $(A+B+C) \times 100 / \text{Appeared students}$	Cos Attainment Level as per benchmarks
BSc Geography	Sem-I	90	Level 2
	Sem-II	96.15	Level 3
	Sem-III	86.36	Level 3
	Sem-IV	90.90	Level 3



  
**Head**  
**Department of Geography**  
**RFNS, Senior Science College**  
**Akkalkuwa Dist. Nandurbar**

**Evaluation of Attainment of COs, PSOs and POs Through result Analysis  
(2018-19)**

**Department of Geography  
Result Analysis (2018-19)**



*Grade*  
**Head**  
**Department of Geography**  
**RFNS, Senior Science College**  
**Akkalkuwa Dist. Nandurbar**